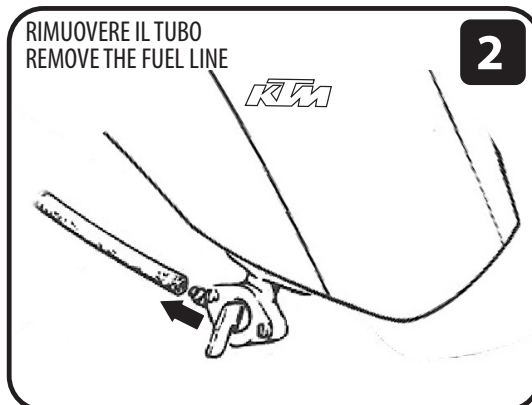
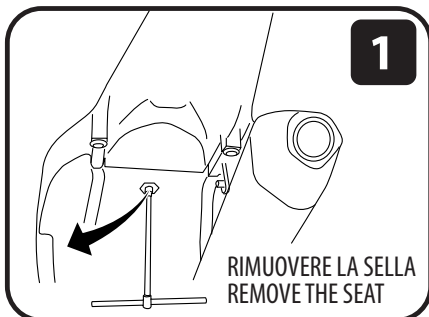


## ACERBIS PARTS LIST

N.1 FUEL TANK  
N.1 GAS CAP

## OEM ITEMS TO USE:

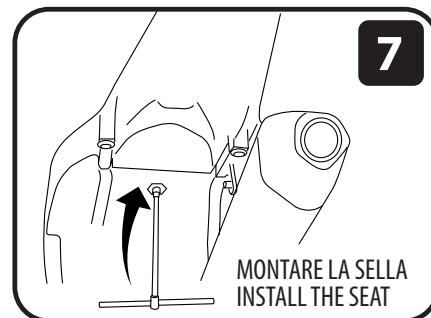
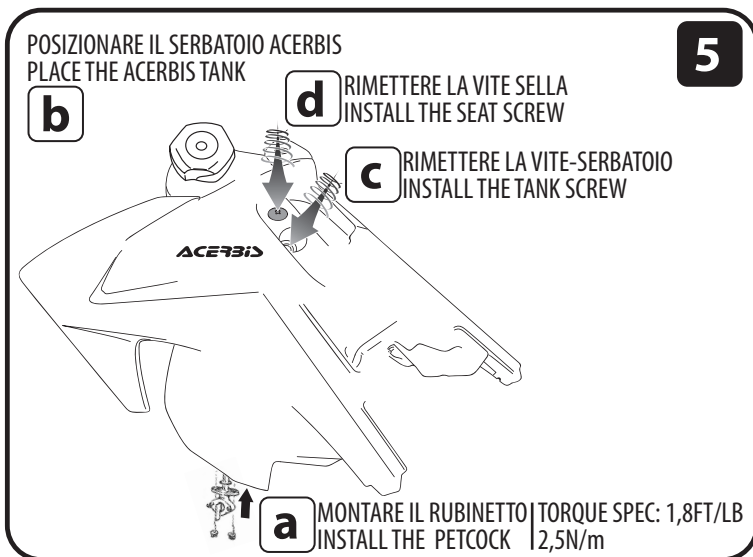
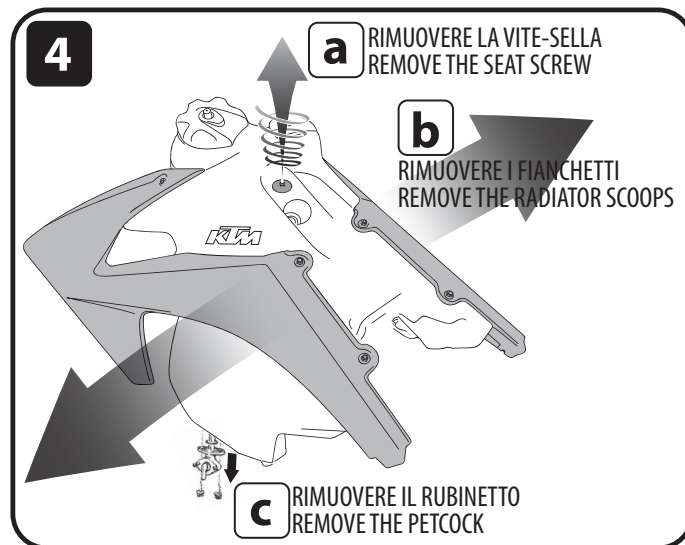
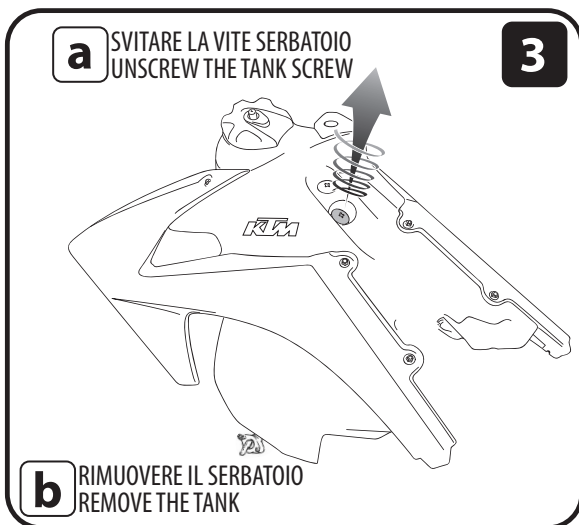
PETCOCK  
SEAT SCREW



### FOR COMPETITION USE ONLY SOLO PER USO AGONISTICO

**DISCLAIMER:**  
DUE TO UNCONTROLLED VARIABLES IN THE MANUFACTURING PROCESS OF ROTATIONALLY MOLDED FUEL TANKS, THE FUEL TANK MAY VARY IN SIZE AND SHAPE BY UP TO 7% OF THE MANUFACTURER'S ORIGINAL LISTED CAPACITY.

**LIBERATORIA:**  
A CAUSA DI VARIABILI IMPONDERABILI NEL PROCESSO DI STAMPAGGIO ROTAZIONALE DEI SERBATOI, QUESTI POSSONO DIFFERIRE IN FORMA E DIMENSIONI FINO AL 7% RISPETTO ALLA CAPACITA' DICHIARATA.



**WARNING!**  
CLEAN TANK INTERIOR THOROUGHLY BEFORE INSTALLATION. INSTALL THIS FUEL TANK ONLY IN A WELL VENTILATED AREA, AS GASOLINE FUMES ARE EXTREMELY DANGEROUS. DO NOT START OPERATE THE VECHLE IF THERE ARE ANY FUEL LEAKS! ACERBIS RECOMMENDS THAT INSTALLATION BE DONE BY LICENSED MECHANIC. READ ALL INSTRUCTIONS FIRST BEFORE BEGINNING INSTALLATION.

**ATTENZIONE!**  
PULIRE A FONDO L'INTERNO DEL SERBATOIO PRIMA DELL'INSTALLAZIONE. SVOLGERE L'OPERAZIONE UNICAMENTE IN UN AMBIENTE VENTILATO, POICHE' I FUMI DELLA BENZINA SONO ESTREMAMENTE PERICOLOSI. NON AVVIARE IL VEICOLO SE SI RISCONTRANO PERDITE DI CARBURANTE! ACERBIS RACCOMANDA L'INSTALLAZIONE PRESSO MECCANICI AUTORIZZATI. LEGGERE ATTENTAMENTE LE ISTRUZIONI PRIMA DI INIZIARE IL MONTAGGIO.

ACERBIS ITALIA S.P.A. VIA SERIO, 37 - 24021 ALBINO (BG) ITALY Phone +39 035773577 Fax +39 035773570 INFOMOTO@ACERBIS.IT WWW.ACERBIS.COM  
ACERBIS U.S.A. Inc. MAIL P.O. BOX 2030 SUN VALLEY, ID 83353 SHIP 110 LINDSAY CIRCLE KETCHUM, ID 83340 Phone (800) 659-1440 Fax (208) 726-7039 INFOUSA@ACERBIS.COM  
ACERBIS U.K. Ltd UNIT 2 LUTON ENTERPRISE PARK SUNDON PARK ROAD LUTON LU3 3GU Phone +44 1582491076 Fax +44 1582499639 UKINFO@ACERBIS.IT