

KTM FUEL TANK 4 GAL.

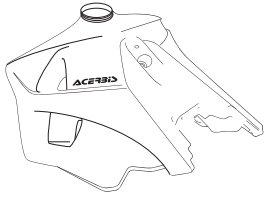
ACERBIS

SERBATOIO KTM 15 L

4TXC-F, XCF-W, EXC 2012/15, XC-F250/350 2011/15, SXF 2013/15

COD. 500002769 REV3

ACERBIS PARTS



A - (1 pcs.)



B - (1 pcs.)



C - (1 pcs.)



D - (1 pcs.)

O.E.M. ITEMS TO USE



ONLY FOR US TANKS



E - (1 pcs.)



F - (1 pcs.)



G - (1 pcs.)



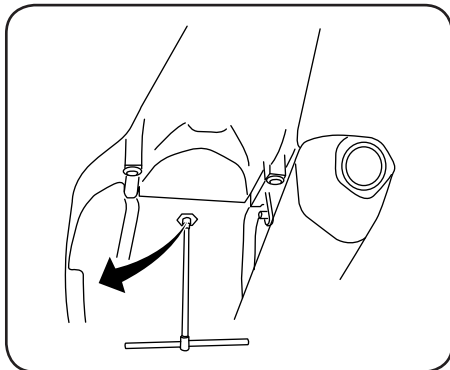
H - (1 pcs.)

WARNING

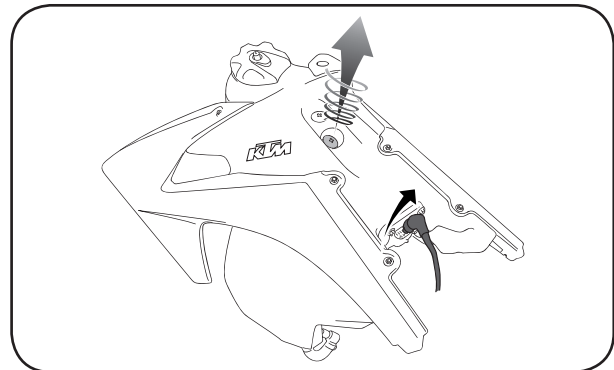


Durante il rimontaggio suggeriamo vivamente di utilizzare un grasso anti-grippante su tutte le viti.

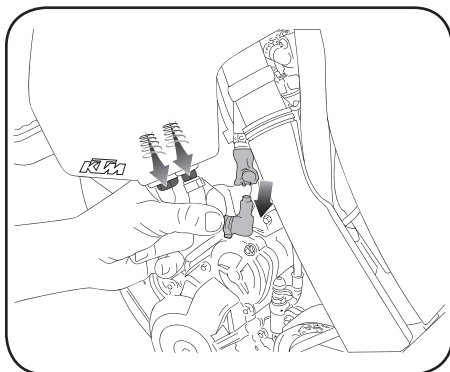
Highly suggest to use anti-seize/grease lubricant on all bolt threads going into the tank's metal inserts when reinstalling.



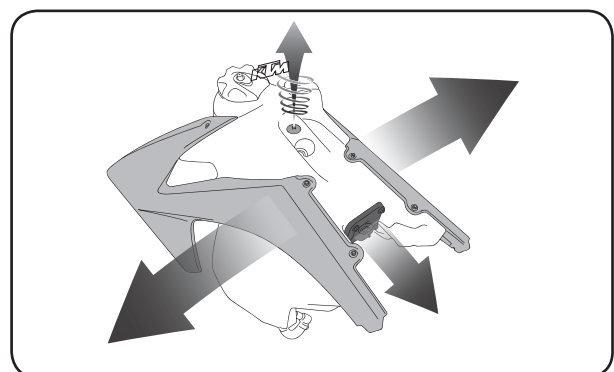
1. Remove the seat
Rimuovere la sella



2. Unscrew the seat screw. Disconnect the fuel pump power cable.
Svitare la vite della sella. Sconnettere il cavo di alimentazione della pompa.



3. Remove the fuel line Fittings.
Rimuovere le utenze.



4. Remove the KTM tank. Remove the seat screw. Remove the radiator scoops. Remove the fuel pump.
Rimuovere il serbatoio KTM. Rimuovere la vite-sella. Rimuovere i fianchetti. Rimuovere la pompa.

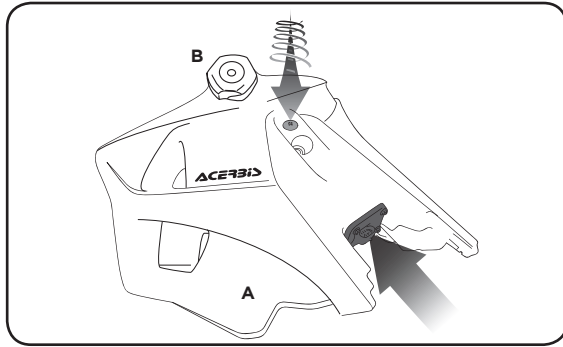
KTM FUEL TANK 4 GAL.



SERBATOIO KTM 15 L

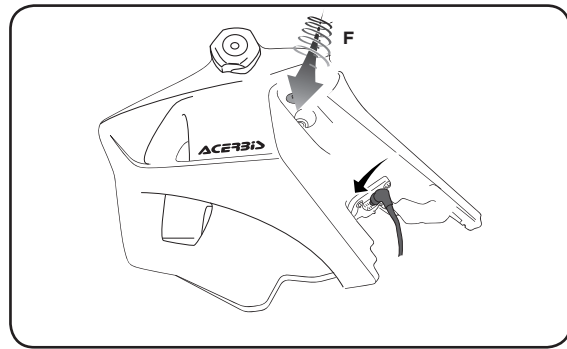
4TXC-F, XCF-W, EXC 2012/15, XC-F250/350 2011/15, SXF 2013/15

COD. 500002769 REV3



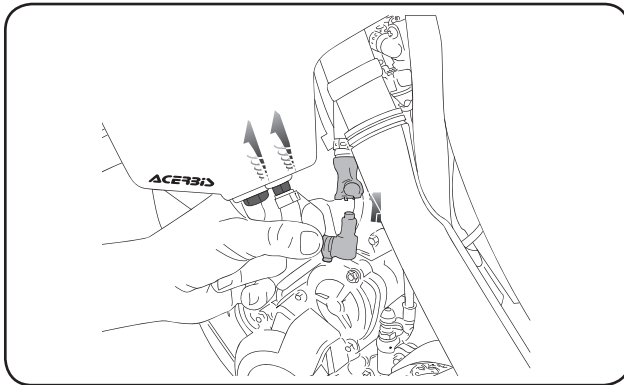
5. Install the seat screw on the Acerbis tank. Reassemble the pump
(torque spec: 2,2 ft/lb 3,0 n/m).

Mettere la vite-sella sul serbatoio Acerbis. Rimontare la pompa (torque spec: 2,2 ft/lb 3,0 n/m).



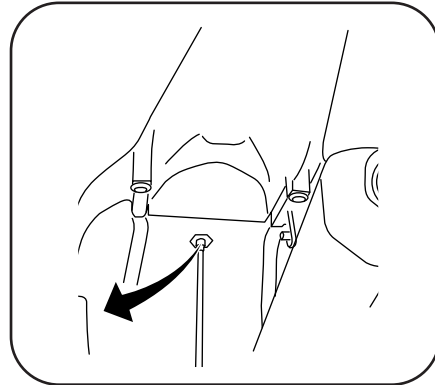
6. Install the tank screw. Connect the fuel pump power cable.

Riavvitare la vite serbatoio. Riconnettere il cavo di alimentazione della pompa.



7. Reassemble the fuel Line fittings.

Rimontare le utenze.

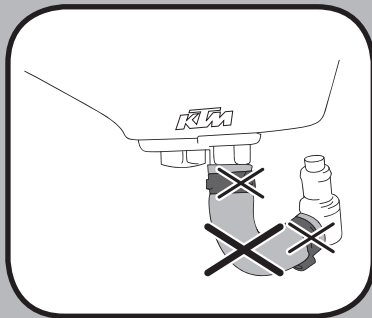


8. Install the seat.

Rimontare la sella.

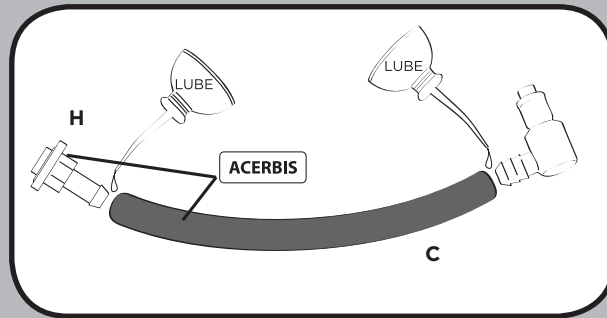
ATTENTION: ONLY FOR EXC-F 250/350

ATTENZIONE: SOLO PER EXC-F 250/350



1. Remove the KTM pump line.

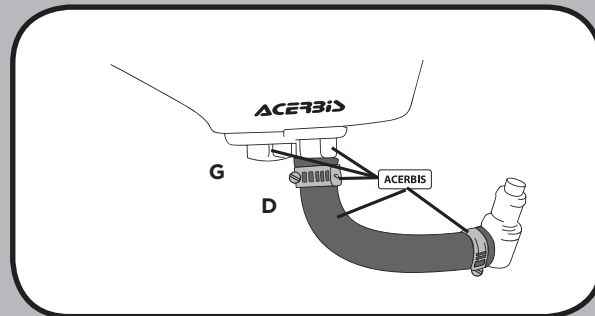
Rimuovere il tubo-pompa KTM.



2.

3. Install the Acerbis pump line and use the acerbis retaining clips.

Montare il tubo-pompa Acerbis e usare le fascette Acerbis in dotazione.



KTM FUEL TANK 4 GAL.

SERBATOIO KTM 15 L

4TXC-F, XCF-W, EXC 2012/15, XC-F250/350 2011/15, SXF 2013/15

COD. 500002769 REV3

LIBERATORIA

LIBERATORIA: A causa di variabili inponderabili nel processo di stampaggio rotazionale dei serbatoi, questi possono differire in forma e dimensioni fino al 7% rispetto alla capacità dichiarata.

FOR COMPETITION USE ONLY
SOLO PER USO AGONISTICO

Thank you for purchasing an ACERBIS fuel tank

WARNING

It is **EXTREMELY IMPORTANT** that the fuel tank be properly installed. To ensure proper installation, it is **STRONGLY RECOMMENDED** that the tank be installed only by a qualified OEM licensed dealership mechanic. Improper installation could result in serious injury or even death.

If self-installed NOTE THE FOLLOWING. Particular attention must be paid to excessive fuel line length and fuel line proximity to hot engine areas and pipes to prevent fire.

Clean tank interior thoroughly before installation. Install this fuel tank only in a well ventilated area, as gasoline fumes are extremely dangerous. Do not start or operate the vehicle if there are any fuel leaks! Read all instruction first before beginning installation.

DISCLAIMER

Due to uncontrolled variables in the manufacturing process of rotationally molded fuel tanks, the fuel tank may vary in size and shape by up to 7% of the manufacturer's original listed capacity.